






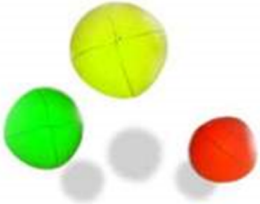




# HOLIDAY CLUB

## Week Commencing 27 October 2014

### Halloween Week

DAY	ACTIVITIES	OUTDOOR PLAY (WEATHER PERMITTING)
<b>Monday 27<sup>th</sup> October</b> 	<b>Crafts</b> Carve a pumpkin Make a ghost windsock Scratch art pumpkin magnets Decorate a Halloween biscuit  <b>Dressing up</b>	<b>Wooded area</b> 
<b>Tuesday 28<sup>th</sup> October</b> 	<b>Crafts</b> Make a spooky chalk picture Make a cat mask Make a sparkly spider web  <b>Construction</b>	<b>Cars and bikes</b> 
<b>Wednesday 29<sup>th</sup> October</b> 	<b>Crafts</b> Make a bouncing bat Make a spotty spider Colour a Halloween eye patch  <b>ICT</b>	<b>Wooded area</b> 
<b>Thursday 30<sup>th</sup> October</b> 	<b>Crafts</b> Make a Halloween stain glass window Colour in a Halloween finger puppet Halloween face painting  <b>Small world</b>	<b>Hoops and balls</b> 
<b>Friday 31<sup>st</sup> October</b> 	<b>Crafts</b> Make a pumpkin mobile Make a hand or foot print ghost Make a spooky castle  <b>Dressing up</b>	<b>Cars and bikes</b> 

Children are welcome to bring in CDs and DVDs from home  
 DVDs will be watched in the afternoons or if the weather is very wet  
 Please can children refrain from bringing hand held computer games